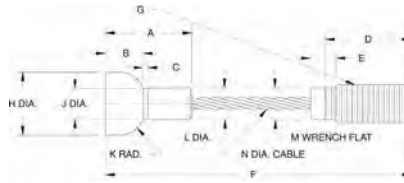


Cardinal® Wire Rope Replacement Assemblies

Standard Features

- EL208 Cardinal wire rope assembly:
Used on 7,500 lb (3,402.0 kg) capacity FH model and 8,000 lb (3,628.7 kg) capacity EP model.
- EL209 Cardinal wire rope assembly:
Used on 20,000 lb (9,071.9 kg) capacity FH and EP models. May also be used on 15,000 lb (6,803.9 kg) capacity FH and EP models.



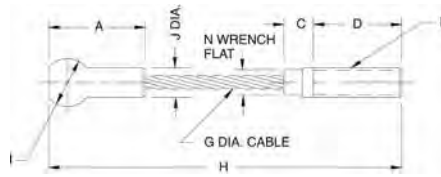
Part # 17767 EL209



Custom Wire Ropes

Standard Features

- Custom wire ropes are available for your specific applications
- When ordering, please provide the specifications listed on next page, a sample if possible, the required tension rating and total capacity



Part # 17763 EL208



Part Number/Price

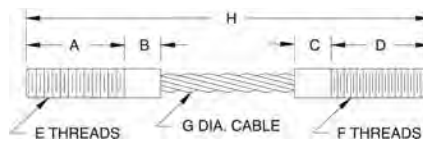
Part#	A	B	C	D	E	F	G	H	I	J	K	L & M	N	Price
17763	1.50 in	-	0.50 in	1.50 in	-	1/2-13 UNC in	0.25 in	6.00 in	0.81 in	0.43 in	-	-	0.43 in	Consult
	38.1 mm	-	12.7 mm	38.1 mm	-	-	6.4 mm	152.4 mm	20.6 mm	10.9 mm	-	-	10.9 mm	
17767	1.71 in	0.75 in	0.09 in	2.00 in	0.43 in	6.31 in	3/4-10 UNC-2A in	1.25 in	-	0.60 in	0.50 in	0.625 in	0.375 in	Consult
	43.4 mm	19.1 mm	2.3 mm	50.8 mm	10.9 mm	160.3 mm		31.8 mm	-	15.2 mm	12.7 mm	15.9 mm	9.5 mm	

Important: Read "Load Cell Mounting Hardware Safety Guidelines" at the beginning of this section.

Wire Rope Assemblies

Standard Features

- Wire rope assemblies provide better alignment and greatly increase load cell repeatability. In addition, they act as natural vibration dampeners



Part Number/Price

Part#	A	B & C	D	E	F	G	H	Safe Load*	Price					
17760	0.87 in	22.1 mm	0.50 in	12.7 mm	0.87 in	22.1 mm	1/4-20 UNC-2A	1/4-28 UNF-2A	0.12 in	3.1 mm	4.00 in	101.6 mm	400 lb (181.4 kg)	Consult
17762	1.25 in	31.8 mm	0.50 in	12.7 mm	1.25 in	31.8 mm	3/8-16 UNC-2A	3/8-24 UNF-2A	0.18 in	4.6 mm	5.00 in	127.0 mm	850 lb (385.6 kg)	Consult
17766	1.62 in	41.1 mm	0.50 in	12.7 mm	1.62 in	41.1 mm	1/2-13 UNC-2A	1/2-20 UNF-2A	0.25 in	6.4 mm	6.50 in	165.1 mm	1,400 lb (635.0 kg)	Consult
17765	1.62 in	41.1 mm	0.50 in	12.7 mm	1.62 in	41.1 mm	1/2-13 UNC-2A	1/2-20 UNF-2A	0.25 in	6.4 mm	5.50 in	139.7 mm	1,400 lb (635.0 kg)	Consult
17764	1.00 in	25.4 mm	-	-	1.37 in	34.8 mm	1/2-20 UNF-2A	1/2-20 UNF-2A	0.25 in	6.4 mm	4.00 in	101.6 mm	1,400 lb (635.0 kg)	Consult
17768	2.00 in	50.8 mm	-	-	2.50 in	63.5 mm	3/8-24 UNF-2A	3/8-24 UNF-2A	0.12 in	3.1 mm	5.50 in	139.7 mm	400 lb (181.4 kg)	Consult
17769**	1.25 in	31.8 mm	-	-	0.75 in	19.1 mm	1/4-28 UNF-2A	1/4-28 UNF-2A	0.12 in	3.1 mm	3.00 in	76.2 mm	400 lb (181.4 kg)	Consult
17771**	1.25 in	31.8 mm	-	-	0.75 in	19.1 mm	1/2-20 UNF-2A	1/2-20 UNF-2A	0.25 in	6.4 mm	3.00 in	76.2 mm	1,400 lb (635.0 kg)	Consult
115292***	1.25 in	31.8 mm	-	-	0.75 in	19.1 mm	1/4-28 UNF-2A	1/4-28 UNF-2A	0.12 in	3.1 mm	3.00 in	76.2 mm	300 lb (181.4 kg)	Consult
33084****	1.31 in	33.2 mm	-	-	1.00 in	25.4 mm	1/2-20 UNF	1/2-20 UNF	0.125 in	3.1 mm	3.62 in	76.2 mm	850 lb (385.6 kg)	Consult

*Do not exceed the safe load **Used with Rice Lake Weighing Systems flexure bases***Stainless steel ****Used with Rice Lake Weighing Systems FXB flexure bases