

# 560-10-1 Digital Chair Scale

20 Inch Wide Seat



Model 560-10-1



## Specifications

**Capacity:**

660 lb x 0.2 lb (300 kg x 0.1 kg)

**Power:**

9 VDC provided by six AA alkaline batteries (included) or 120 V/230 VAC adaptor (optional)

**Display:**

5-digit LCD display, 0.75 in (1.9 mm) digit height

**Battery Type:**

Six AA alkaline (included)

**Battery Use:**

25 hours continuous use with batteries  
Automatic power-off can be configured

**Warranty:**

Two-year limited warranty

## Standard Features

- Enameled tubular steel frame
- Four heavy-duty caster wheels (rear wheels locking)
- Lift-away arms
- One-and-a-half foot wide molded plastic seat
- Side-folding footrests
- Push-button LCD display
- BMI (body mass index) function
- Hold function
- Units of measure: lb only, kg only, lb/kg
- Motiontrap™ movement compensation technology
- EHR capable

## Part Number/Price

Part #	Model	Capacity	Price
166644	560-10-1	660 lb x 0.2 lb (300 kg x 0.1 kg)	Consult

## Shipping Weight

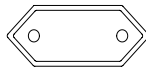
Part #	Model #	L (in)	W (in)	H (in)	Package Wgt. (lb)	Dim Wgt. (lb)	Shipping Wgt. (lb)
166644	560-10-1	33	23	27	65	148	148

## Options/Accessories

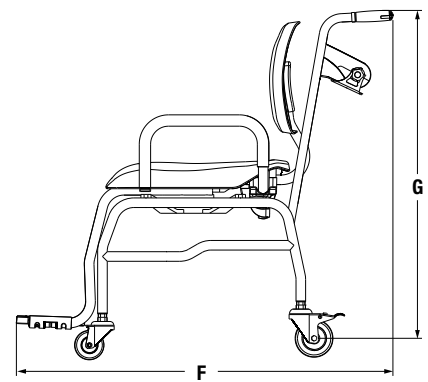
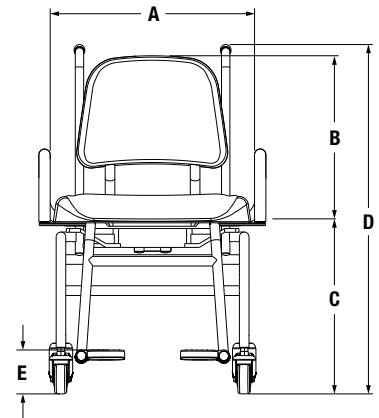
Part #	Description	Price
133077	9 VDC adaptor, 120 V/230V auto switching	Consult
102508	9 VDC adaptor, 230 V	Consult
81076	Epson TM-U220 tape printer	Consult
186830	Printer cable, 25-pin D-Sub male to RJ-45, 6 ft	Consult



† NEMA 1-15 Plug



†† CEE 7/16 Plug



## Dimensions

	Inches	Centimeters
A	20.1	51.0
B	17.3	44.0
C	20.1	51.0
D	36.4	92.5
E	5.9	15.0
F	42.9	109.0
G	34.6	88.0